

Introductory sub-table (I)(a)

"ANNEXURE 3"

Name of the Company: Ambar Protein Industries Limited (Formally Known as Ankur Protein Industries Limited)

Scrip Code, Name of the scrip, class of security: 519471

Quarter ended: June 2015


	No. of partly paid-up shares	As a % of total no. of partly	As a % of total no. of shares of
		paid-up shares	the company
Held by promoter/promoter group	0	0	0
Held by public	0	0	0
Total	0	0	0

	No. of outstanding securities	As a % of total no. of	As a % of total no. of shares of
		outstanding convertible securities	the company, assuming full conversion of the convertible securities
Held by promoter/promoter group	0	0	0
Held by public	0	0	0
Total	0	0	0

	No. of warrants	As a % of total no.	As a % of total no. of shares of
		of warrants	the company, assuming full conversion of warrants
Held by promoter/promoter group	0	0	0
Held by public	0	0	0
Total	0	0	0

Total paid-up capital of the company, assuming full conversion of warrants and convertible securities

55000000



(11)(b) Statement showing holding of Depository Receipts (DRs), where underlying shares held by "promoter/promoter group" are in excess of 1% of the total number of shares


Sr. No.	Name of the DR Holder	Type of outstanding DR (ADRs, GDRs, SDRs, etc.)	Number of shares underlying outstanding DRs	Shares underlying outstanding DRs as a percentage of total number of shares {i.e., Grand Total (A)+(B)+(C) indicated in Statement at para (1)(a) above}
1	NIL			0.00
2				0.00
3				0.00
4				0.00
5				0.00
6				0.00
7				0.00
8				0.00
9				0.00
TOTAL			0	0.00



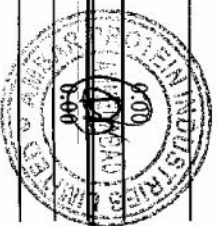
FOR, AMBAR PROTEIN INDUSTRIES LIMITED
[Signature]
 MANAGING DIRECTOR

Statement Showing Shareholding Pattern

Category	Category of Shareholder	Number of Shareholders	Total number of shares	Number of shares held in dematerialized form	Total shareholding as a percentage of total number of shares		Number of Shares Pledged or otherwise encumbered	As a percentage
					As a percentage of (A+B) ¹ (VI)	As a percentage of (A+B+C) (VII)		
(I)	(II)	(III)	(IV)	(V)	(VI)	(VII)	(VIII)	(IX) = (VIII)/(IV)*100
(A)	Shareholding of Promoter and Promoter							
1	Indian							
(a)	Individuals/ Hindu Undivided Family	26	4310600	0	78.37	78.37	0	0.00
(b)	Central Government/ State Government(s)	0	0	0	0.00	0.00	0	0.00
(c)	Bodies Corporate	0	0	0	0.00	0.00	0	0.00
(d)	Financial Institutions/ Banks	0	0	0	0.00	0.00	0	0.00
(e)	Any Others(Specify)	0	0	0	0.00	0.00	0	0.00
(e-i)					0.00	0.00		0.00
(e-ii)					0.00	0.00		0.00
	Sub Total(A)(1)	26	4310600	0	78.37	78.37	0	0.00
2	Foreign							
a	Individuals (Non-Residents Individuals/ Foreign Individuals)	0	0	0	0.00	0.00	0	0.00
b	Bodies Corporate	0	0	0	0.00	0.00	0	0.00
c	Institutions	0	0	0	0.00	0.00	0	0.00
d	Qualified Foreign Investor	0	0	0	0.00	0.00	0	0.00
e	Any Others(Specify)	0	0	0	0.00	0.00	0	0.00
e-i					0.00	0.00		0.00
e-ii								
	Sub Total(A)(2)	0	0	0	0.00	0.00	0	0.00
	Total Shareholding of Promoter and	26	4310600	0	78.37	78.37	0	0.00



(B)	Public shareholding																		
I Institutions																			
(a)	Mutual Funds/UTI	0	0	0	0	0.00	0.00	0		0.00									0.00
(b)	Financial Institutions/Banks	0	0	0	0	0.00	0.00												
(c)	Central Government/ State Government(s)	0	0	0	0	0.00	0.00	0		0.00									0.00
(d)	Venture Capital Funds	0	0	0	0	0.00	0.00	0		0.00									0.00
(e)	Insurance Companies	0	0	0	0	0.00	0.00	0		0.00									0.00
(f)	Foreign Institutional Investors	0	0	0	0	0.00	0.00	0		0.00									0.00
(g)	Foreign Venture Capital Investors	0	0	0	0	0.00	0.00	0		0.00									0.00
(h)	Qualified Foreign Investor	0	0	0	0	0.00	0.00	0		0.00									0.00
(i)	Any Other (specify)	0	0	0	0	0.00	0.00	0		0.00									0.00
(i-i)		0	0	0	0	0.00	0.00	0		0.00									0.00
(i-ii)																			
	Sub-Total (B)(1)	0	0	0	0	0.00	0.00	0		0.00									0.00
B 2 Non-institutions																			
(a)	Bodies Corporate	8	18500	0	0	0.34	0.34	0		0.34									0.00
(b)	Individuals					0.00	0.00			0.00									
	Individuals - i. Individual shareholders holding nominal share capital up to Rs 1 lakh	1647	964500	0	0	17.54	17.54	0		17.54									0.00
	Individuals - ii. Individual shareholders holding nominal share capital in excess of Rs. 1 lakh.	10	162700	0	0	2.96	2.96	0		2.96									0.00
(c)	Qualified Foreign Investor	0	0	0	0	0.00	0.00	0		0.00									0.00
(d)	Any Other (specify)	72	43700	0	0	0.79	0.79	0		0.79									0.00
(d-i)		0	0	0	0	0.00	0.00	0		0.00									0.00
(d-ii)																			
	Sub-Total (B)(2)	1737	1189400	0	0	21.63	21.63	0		21.63									0.00
(B)	Total Public Shareholding (B)= (B)(1)+(B)(2)	1737	1189400	0	0	21.63	21.63	0		21.63									0.00
	TOTAL (A)+(B)	1763	5500000	0	0	100.00	100.00	0		100.00									0.00



(C)	Shares held by Custodians and against which Depository Receipts have been issued								
1	Promoter and Promoter Group					0.00			0.00
2	Public					0.00			0
	Sub-Total (C)	0		0		0			0
	GRAND TOTAL (A)+(B)+(C)	1763	5500000		0	100.00		0	0.00

FOR, AMBAR PROTEIN INDUSTRIES LIMITED

[Signature]
MANAGING DIRECTOR



Sr.No	Notes
1	2,50,000 EQUITY SHARES yet to be listed held by IDBI are Transfer to Sheela Manish Kadivar, Godhani Shirish N , Kantilal Dahyabhai Denani and Madhavjibhai Godhani.
2	115000 Redeemable Preference Shares of Rs. 100 each issued and allotted on 10.02.2006 are yet to be redeemed
3	
4	
5	
6	
7	
8	
9	

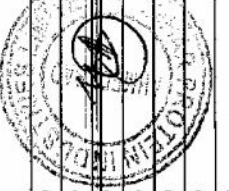
FOR, AMBAR PROTEIN INDUSTRIES LIMITED

Rajan
MANAGING DIRECTOR



(1)(b) Statement showing holding of securities (including shares, warrants, convertible securities) of persons belonging to the category "Promoter and Promoter Group"

Sr. No.	Name of the shareholder	Details of Shares held			Encumbered shares (%)		Details of warrants		Details of convertible securities		Total shares (including underlying shares assuming full conversion of warrants and convertible securities) as a % of diluted share capital
		Number of shares held	As a % of grand total (A)+(B)+(C)	No.	As a percentage (VI)=(V)/(III)*100	As a % of grand total (A)+(B)+(C) of sub-clause (D)(a)	Number of warrants held	As a % of total number of warrants of the same class	Number of convertible securities held	As a % of total number of convertible securities of the same class	
(i)	(ii)	(iii)	(iv)	(v)	(vi)	(vii)	(viii)	(ix)	(x)	(xi)	(xii)
1	JAYPRAKASHBHAI VACHHANI	574650	10.45	0.00	0.00	0.00	0.00	0.00	0.00	0	0.00
2	BHARATBHAI DASHRATBHAI PATEL	205250	3.73	0.00	0.00	0.00	0.00	0.00	0.00	0	0.00
3	RAMESHBHAI VRAJLAL PATEL	139000	2.53	0.00	0.00	0.00	0.00	0.00	0.00	0	0.00
4	PRADIPBHAI CHUNILAL KHETANI	652294	11.86	0.00	0.00	0.00	0.00	0.00	0.00	0	0.00
5	JYOTSNABEN S. VACHHANI	378600	6.88	0.00	0.00	0.00	0.00	0.00	0.00	0	0.00
6	SHOBHANABEN J VACHHANI	158900	2.89	0.00	0.00	0.00	0.00	0.00	0.00	0	0.00
7	NIYATI PRIYANK SHAH	204600	3.72	0.00	0.00	0.00	0.00	0.00	0.00	0	0.00
8	SHOBHANA RAJENDRA SHAH	154900	2.82	0.00	0.00	0.00	0.00	0.00	0.00	0	0.00
9	NILAY RAJENDRA SHAH	204400	3.72	0.00	0.00	0.00	0.00	0.00	0.00	0	0.00
10	PRIVANK RAJENDRA SHAH	50000	0.91	0.00	0.00	0.00	0.00	0.00	0.00	0	0.00
11	HEMISHA NILAY SHAH	214450	3.90	0.00	0.00	0.00	0.00	0.00	0.00	0	0.00
12	NILAY R SHAH HUF	20146	3.66	0.00	0.00	0.00	0.00	0.00	0.00	0	0.00
13	RAJENDRA N SHAH HUF	99700	1.81	0.00	0.00	0.00	0.00	0.00	0.00	0	0.00
14	PRIVANK R SHAH HUF	150000	2.73	0.00	0.00	0.00	0.00	0.00	0.00	0	0.00
15	TARABEN TRIBHOVANDAS PATEL	17600	0.32	0.00	0.00	0.00	0.00	0.00	0.00	0	0.00
16	DIMPLE BHARATBHAI PATEL	9900	0.18	0.00	0.00	0.00	0.00	0.00	0.00	0	0.00
17	RAMILABEN DASHRATBHAI PATEL	10000	0.18	0.00	0.00	0.00	0.00	0.00	0.00	0	0.00
18	PURVIBEN SHIRISHBHAI PATEL	9100	0.17	0.00	0.00	0.00	0.00	0.00	0.00	0	0.00
19	SHIRISHBHAI DASHRATBHAI PATEL	40200	0.73	0.00	0.00	0.00	0.00	0.00	0.00	0	0.00
20	DASHRATBHAI ASHABHAI PATEL	179000	3.25	0.00	0.00	0.00	0.00	0.00	0.00	0	0.00
21	NANDINI JAYPRAKASH VACHHANI	78260	1.42	0.00	0.00	0.00	0.00	0.00	0.00	0	0.00
22	RAHUL JAYPRAKASH VACHHANI	22000	0.40	0.00	0.00	0.00	0.00	0.00	0.00	0	0.00



23	SONAL BHAVINBHAI KHETANI	86600	1.57	0.00	0.00	0.00	0.00	0.00	0.00	0.00	0.00	0.00	0.00	0.00	0.00	0.00	0.00	0.00	0.00
24	BHAVIN MANHARLAL KHETANI	22200	0.40	0.00	0.00	0.00	0.00	0.00	0.00	0.00	0.00	0.00	0.00	0.00	0.00	0.00	0.00	0.00	0.00
25	MINOLI PRADEEPBHAI KHETANI	196250	3.57	0.00	0.00	0.00	0.00	0.00	0.00	0.00	0.00	0.00	0.00	0.00	0.00	0.00	0.00	0.00	0.00
26	KAILASHBEN PRADEEPBHAI KHETANI	251600	4.57	0.00	0.00	0.00	0.00	0.00	0.00	0.00	0.00	0.00	0.00	0.00	0.00	0.00	0.00	0.00	0.00
TOTAL		4310600	78.37	0	0.00	0.00	0.00	0.00	0	0	0	0	0	0	0.00	0	0	0	0

signed to it in regulation 28(3) of the SAST Regulations, 2011

FOR, AMAR PROTEIN INDUSTRIES LIMITED
[Signature]
 MANAGING DIRECTOR




(I)(c)(i) Statement showing holding of securities (including shares, warrants, convertible securities) of persons belonging to the category "Public" and holding more than 1% of the total number of shares

Sr. No.	Name of the shareholder	Number of shares held	Shares as a percentage of total number of shares (i.e., Grand Total (A)+(B)+(C) indicated in Statement at para (1)(a) above}	Details of warrants		Details of convertible securities		Total shares (including underlying shares assuming full conversion of warrants and convertible securities) as a % of diluted share capital
				Number of warrants held	As a % total number of warrants of the same class	Number of convertible securities held	% w.r.t total number of convertible securities of the same class	
1	Nil		0.00	0	0	0	0	
2			0.00	0	0	0	0	
3			0.00		0		0	
4			0.00		0		0	
5			0.00		0		0	
6			0.00		0		0	
7			0.00		0		0	
8			0.00		0		0	
9			0.00		0		0	
10			0.00		0		0	
TOTAL		0	0.00	0	0	0	0	0

FOR, AMBAR PROTEIN INDUSTRIES LIMITED

(Signature)

MANAGING DIRECTOR



(c)(ii) Statement showing holding of securities (including shares, warrants, convertible securities) of persons (together with PAC) belonging to the category "Public" and holding more than 5% of the total number of shares of the company

Sr. No.	Name(s) of the shareholder(s) and the Persons Acting in Concert (PAC) with them	Number of shares	Shares as a percentage of total number of shares (i.e., Grand Total (A)+(B)+(C) indicated in Statement at para (I)(a) above)	Details of warrants		Details of convertible securities		Total shares (including underlying shares assuming full conversion of warrants and convertible securities) as a % of diluted share capital
				Number of warrants	As a % total number of warrants of the same class	Number of convertible securities held	% w.r.t total number of convertible securities of the same class	
1	NIL		0.00		0.00		0.00	
2			0.00		0.00		0.00	
3			0.00		0.00		0.00	
4			0.00		0.00		0.00	
5			0.00		0.00		0.00	
6			0.00		0.00		0.00	
7			0.00		0.00		0.00	
8			0.00		0.00		0.00	
9			0.00		0.00		0.00	
10			0.00		0.00		0.00	
TOTAL		0	0.00	0	0	0	0	0


FOR, AMBAR PROTEIN INDUSTRIES LIMITED

MANAGING DIRECTOR



(1)(d) Statement showing details of locked-in shares

Sr. No.	Name of the shareholder	Number of locked-in shares	Locked-in shares as a percentage of total number of shares {i.e., Grand Total (A)+(B)+(C) indicated in Statement at para (1)(a) above}
1	NIL		0.00
2			0.00
3			0.00
4			0.00
5			0.00
6			0.00
7			0.00
8			0.00
9			0.00
TOTAL		0	0.00

FOR, AMBAR PROTEIN INDUSTRIES LIMITED

 MANAGING DIRECTOR



(II)(a) Statement showing details of Depository Receipts (DRs)

Sr. No.	Type of outstanding DR (ADRs, GDRs, SDRs, etc.)	Number of outstanding DRs	Number of shares underlying outstanding DRs	Shares underlying outstanding DRs as a percentage of total number of shares {i.e., Grand Total (A)+(B)+(C) indicated in Statement at para (I)(a) above}
1	Nil			0.00
2				0.00
3				0.00
4				0.00
5				0.00
6				0.00
7				0.00
8				0.00
9				0.00
TOTAL		0	0	0.00

FOR, ANDRA PROTEIN INDUSTRIES LIMITED

 MANAGING DIRECTOR



(D)(b) Statement showing holding of Depository Receipts (DRs), where underlying shares held by "promoter/promoter group" are in excess of 1% of the total number of shares

Sr. No.	Name of the DR Holder	Type of outstanding DR (ADRs, GDRs, SDRs, etc.)	Number of shares underlying outstanding DRs	Shares underlying outstanding DRs as a percentage of total number of shares {i.e., Grand Total (A)+(B)+(C) indicated in Statement at para (I)(a) above}
1	NIL			0.00
2				0.00
3				0.00
4				0.00
5				0.00
6				0.00
7				0.00
8				0.00
9				0.00
TOTAL			0	0.00

FOR, AMBAR PROTEIN INDUSTRIES LIMITED

 MANAGING DIRECTOR

